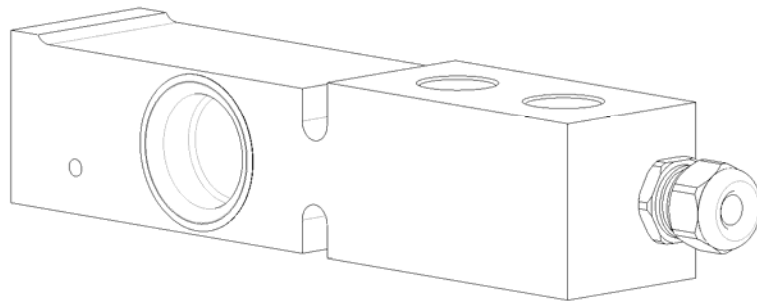


0745A Messzelle ATEX- Zulassungen

0745A Load Cell ATEX Approvals



Inhaltsübersicht




Summary

1. Wichtiger Hinweis für den Ersatzteillfall	
Important note for Spare Parts.....	3
2. EG-Baumusterprüfbescheinigung 0745A Messzelle Kategorie 2GD	
EC- Type Examination Certificate 0745A load cell Category 2GD.....	4
3. Baumusterprüfbescheinigung 0745A Messzelle Kategorie 3GD	
Type Examination Certificate 0745A load cell Category 3GD.....	6

1. Wichtiger Hinweis für den Ersatzteilfall Important Note for Spare Parts




Bitte im Ersatzteilfall folgendes beachten:

Die Messzellen müssen unbedingt gemäß ihrem Einsatzort eindeutig gekennzeichnet werden. Bitte Permanentmarker verwenden.

	Einsatzort der Wägebrücke	Markierung der Messzelle	Bild
Fall 1	Sicherer Bereich	Kategorie 3GD	
Fall 2	Explosionsgefährdeter Bereich Kategorie 3GD	Kategorie 3GD	
Fall 3	Explosionsgefährdeter Bereich Kategorie 2GD	Kategorie 2GD	

Please observe the following in case of spare parts:

The load cells have to be labelled absolutely according to their application site / place of installation. Marking has to be done by the service technician with a permanent marker at the customers' site.

	Location of the Platform	Marking of the Load Cell	Picture of the Label
Case 1	Safe Area	Kategorie 3GD	
Case 2	Hazardous Area Kategorie 3GD	Kategorie 3GD	
Case 3	Hazardous Area Kategorie 2GD	Kategorie 2GD	

2. EG-Baumusterprüfbescheinigung - 0745A Messzelle Kategorie 2GD EC- Type Examination Certificate - 0745A Load Cell Category 2GD



(1) EC-TYPE EXAMINATION CERTIFICATE

(2) **Equipment and protective systems intended for use in potentially explosive atmospheres - Directive 94/9/EC**

(3) EC-Type Examination Certificate Number: **KEMA 03ATEX1069** Issue Number: **4**

(4) Equipment: **Load Cell Model 0743, 0743-SBK and 0745A**

(5) Manufacturer: **Mettler-Toledo Inc.**

(6) Address: **1900 Polaris Parkway, Columbus, OH 43240, U.S.A.**

(7) This equipment and any acceptable variation thereto is specified in the schedule to this certificate and the documents therein referred to.

(8) KEMA Quality B.V., notified body number 0344 in accordance with Article 9 of the Council Directive 94/9/EC of 23 March 1994, certifies that this equipment has been found to comply with the Essential Health and Safety Requirements relating to the design and construction of equipment and protective systems intended for use in potentially explosive atmospheres given in Annex II to the directive.

The examination and test results are recorded in confidential test report number 212601700/01.

(9) Compliance with the Essential Health and Safety Requirements has been assured by compliance with:

**EN 60079-0 : 2006
EN 60079-11 : 2007**

**EN 61241-0 : 2006
EN 61241-1 : 2004**

(10) If the sign "X" is placed after the certificate number, it indicates that the equipment is subject to special conditions for safe use specified in the schedule to this certificate.

(11) This EC-Type Examination Certificate relates only to the design, examination and tests of the specified equipment according to the Directive 94/9/EC. Further requirements of the directive apply to the manufacturing process and supply of this equipment. These are not covered by this certificate.

(12) The marking of the equipment shall include the following:



**II 2 G Ex ia IIC T4
II 2 D Ex tD A21 IP6X T100 °C**

This certificate is issued on June 25, 2009 and, as far as applicable, shall be revised before the date of cessation of presumption of conformity of (one of) the standards mentioned above as communicated in the Official Journal of the European Union.

KEMA Quality B.V.

C.G. van Es
Certification Manager


Page 1/2



* Integral publication of this certificate and adjoining reports is allowed. This Certificate may only be reproduced in its entirety and without any change.

KEMA Quality B.V. Utrechtseweg 310, 6812 AR Arnhem P.O. Box 5185, 6802 ED Arnhem The Netherlands
T +31 26 3 56 20 00 F +31 26 3 52 58 00 customer@kema.com www.kema.com Registered Arnhem 09085396

Experience you can trust.



(13) **SCHEDULE**

(14) **to EC-Type Examination Certificate KEMA 03ATEX1069**

Issue No. 4

(15) **Description**

The load cells Model 0743, 0743-SBK and 0745A convert a mass force into an electrical signal.

The load cells are provided with a permanently connected cable of maximum 30 m length.
The circuits of each load cell are considered as one intrinsically safe circuit.

Ambient temperature range -40 °C to +50 °C.

The specified temperature T100 °C, for applications in explosive atmospheres caused by air/dust mixtures, is based upon an ambient temperature of 50 °C and a dust layer of maximum 5 mm thickness.

Electrical data

Signal and supply circuits:

in type of protection intrinsic safety Ex ia IIC, only for connection to certified intrinsically safe circuits, with the following maximum total values (circuits combined):

$U_i = 25 \text{ V}$; $I_i = 600 \text{ mA}$; $P_i = 1,25 \text{ W}$; $C_i = 5 \text{ nF}$ (= 2 nF for Model 0743-SBK); $L_i = 30 \text{ }\mu\text{H}$ (= 6 μH for Model 0743-SBK);

or

in type of protection Ex tD:

$U_{it} = 25 \text{ V}$.

Installation instructions

The manual provided with the equipment shall be followed in detail to assure safe operation.

Routine tests

A dielectric strength test, in accordance with EN 60079-11 Clause 10.3, shall be conducted on each unit between the signal/supply circuits and the base of the unit using a test voltage of 500 Vac during one minute or 600 Vac during 1 s.

(16) **Test Report**

KEMA No. 212601700/01.

(17) **Special conditions for safe use**

None.

(18) **Essential Health and Safety Requirements**

Covered by the standards listed at (9).

(19) **Test documentation**

As listed in Test Report No. 212601700/01.

3. Baumusterprüfbescheinigung - 0745A Messzelle Kategorie 3GD Type Examination Certificate - 0745A Load Cell Category 3GD



(1) TYPE EXAMINATION CERTIFICATE

(2) **Equipment and protective systems intended for use in potentially explosive atmospheres - Directive 94/9/EC**

(3) Type Examination Certificate Number: **KEMA 03ATEX1070** Issue Number: 4

(4) Equipment: **Load Cell Model 0743, 0743-SBK and 0745A**

(5) Manufacturer: **Mettler-Toledo Inc.**

(6) Address: **1900 Polaris Parkway, Columbus, OH 43240, U.S.A.**

(7) This equipment and any acceptable variation thereto is specified in the schedule to this certificate and the documents therein referred to.

(8) KEMA Quality B.V. certifies that this equipment has been found to comply with the Essential Health and Safety Requirements relating to the design and construction of equipment and protective systems intended for use in potentially explosive atmospheres given in Annex II to the directive.

The examination and test results are recorded in confidential test report no. 212601700/02.

(9) Compliance with the Essential Health and Safety Requirements has been assured by compliance with:

EN 60079-0 : 2006
EN 60079-15 : 2005

EN 61241-0 : 2006
EN 61241-1 : 2004

(10) If the sign "X" is placed after the certificate number, it indicates that the equipment is subject to special conditions for safe use specified in the schedule to this certificate.

(11) This Type Examination Certificate relates only to the design, examination and tests of the specified equipment and not to the manufacturing process and supply of this equipment.

(12) The marking of the equipment shall include the following:



II 3 G Ex nA II T4 or
II 3 G Ex nL IIC T4 or
II 3 D Ex tD A22 IP6X T100 °C

This certificate is issued on June 25, 2009 and, as far as applicable, shall be revised before the date of cessation of presumption of conformity of (one of) the standards mentioned above as communicated in the Official Journal of the European Union.

KEMA Quality B.V.

C.G. van Es
Certification Manager

Page 1/2



[®] Integral publication of this certificate and adjoining reports is allowed. This Certificate may only be reproduced in its entirety and without any change.

KEMA Quality B.V. Utrechtseweg 310, 6812 AR Arnhem P.O. Box 5185, 6802 ED Arnhem The Netherlands
T +31 26 3 56 20 00 F +31 26 3 52 58 00 customer@kema.com www.kema.com Registered Arnhem 09085396

Experience you can trust.



(13) **SCHEDULE**

(14) **to Type Examination Certificate KEMA 03ATEX1070**

Issue No. 4

(15) **Description**

The load cells Model 0743, 0743-SBK and 0745A convert a mass force into an electrical signal.

The load cells are provided with a permanently connected cable of maximum 30 m length.
The circuits of each load cell are considered as one energy limited circuit.

Ambient temperature range $-40\text{ }^{\circ}\text{C}$ to $+50\text{ }^{\circ}\text{C}$.

The specified temperature $T_{100}\text{ }^{\circ}\text{C}$, for applications in explosive atmospheres caused by air/dust mixtures, is based upon an ambient temperature of $50\text{ }^{\circ}\text{C}$ and a dust layer of maximum 5 mm thickness.

Electrical data

Signal and supply circuits:

In type of protection energy limitation Ex nL IIC, only for connection to an energy limited circuit, with the following maximum total values under normal operating conditions (circuits combined):
 $U_i = 25\text{ V}$; $I_i = 600\text{ mA}$; $P_i = 1,25\text{ W}$; $C_i = 5\text{ nF}$ (= 2 nF for Model 0743-SBK); $L_i = 30\text{ }\mu\text{H}$ (= $6\text{ }\mu\text{H}$ for Model 0743-SBK),

or

if used in type of protection Ex nA or Ex tD:

$U_r = 25\text{ V}$.

Installation instructions

The manual provided with the equipment shall be followed in detail to assure safe operation.

Routine tests

A dielectric strength test, in accordance with EN 60079-15 Clause 34.2.2, shall be conducted on each unit between the signal/supply circuits and the base of the unit using a test voltage of 500 Vac during one minute or 600 Vac during 100 ms.

(16) **Test Report**

KEMA No. 212601700/02.

(17) **Special conditions for safe use**

None.

(18) **Essential Health and Safety Requirements**

Covered by the standards listed at (9).

(19) **Test documentation**

As listed in Test Report No. 212601700/02.

Certificate 0745A Load Cell

22021283A

Technische Änderungen vorbehalten / Technical changes reserved
© Mettler-Toledo (Albstadt) GmbH 02/11

Mettler-Toledo (Albstadt) GmbH
D-72458 Albstadt
Tel: ++49-7431-14 0; Fax ++49-7431-14 232

Internet: <http://www.mt.com>