

English

## Installation instructions

Grey drip tray 30038741 for XP, XPE, XS, XSE & XA Analytical balance

Deutsch



## Montageanleitung

Graue Auffangschale 30038741 für XP-, XPE-, XS-, XSE- & XA-Analysewaagen






Français

## Notice de montage

Plateau collecteur gris 30038741 pour XP, XPE, XS, XSE & XA – Balances d'analyse



METTLER TOLEDO



[www.mt.com/lab-accessories](http://www.mt.com/lab-accessories)

For more information

**Mettler-Toledo AG, Laboratory Weighing**  
8606 Greifensee, Switzerland  
Phone +41 44 944 22 11  
Fax +41 44 944 30 60  
Internet: [www.mt.com](http://www.mt.com)

Subject to technical changes  
© Mettler-Toledo AG 11/2014  
30040012A en

