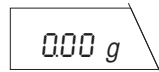
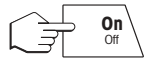

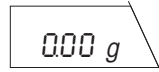


Short-form operating instructions PG-S balances (1 mg, 10 mg) For detailed information see operating instructions

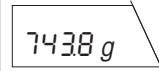
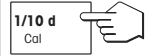

Switching on



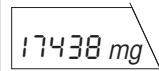
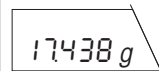
Switching off



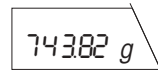
Switching weighing range



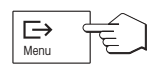
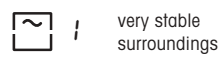
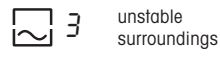
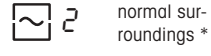
Switching weighing unit ¹⁾



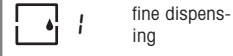
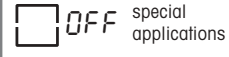

Setting adapter ²⁾



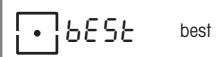
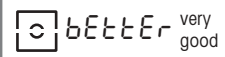
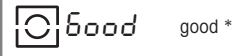
Vibration adapter ³⁾



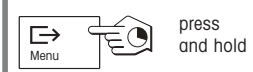
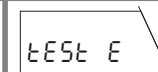
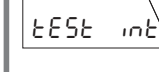
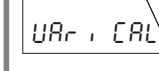
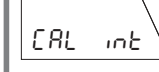
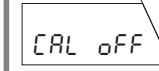
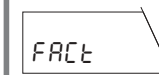
Weighing process adapter ³⁾



Repeatability ³⁾



Adjustment options ³⁾



Notes

* Factory setting

- 1) Differs according to balance model. You will find detailed information in section 3.7 of operating instructions.
- 2) You will find detailed information on the vibration and weighing process adapters and the repeatability in section 4 of the operating instructions.
- 3) Select appropriate setting with:



Subject to technical changes.

© Mettler-Toledo GmbH 2001 11780169 0102/7.12