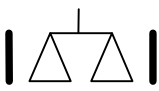








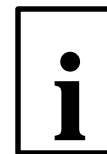
Count + Weigh Simultaneously: Smart+

There are applications where the customer is interested in both the Piece Count and the Weight. It is quite common for the label to include both count and weight. But what about the application where we want to count and weigh simultaneously?

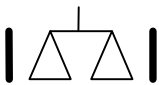






With the use of the INFO key the operator can COUNT and simultaneously view the GROSS / TARE / NET weight. The information display fields are to the left of the main display.

N 2.030 lb T 0.386 lb APW 0.014191 lb		143 PCS Net			
	Smpl 10	Smpl n	APW	Unit	BigDis
					

By touching the Information key, you display a customized list of variables: sample selections are Gross / Time / Date / Accuracy / Zoom / Consecutive Number.



The fourth line of the information screen has even more selections (more selections, because we have more screen space on line 4). Additional selections include ID1, ID2, ID3, Text, database size.

Time 02:17: PM Date 03/15/05 Cno 23		143 PCS Net			
	Smpl 10	Smpl n	APW	Unit	BigDis
					

To customize the information screen: Application / Info/Help / Edit / Line config. /edit / Info number / selection.

This a great solution for almost all applications.

END of demo.