

IND4x5 combi bench

Flexibility is king

The IND4x5 combi bench scales from METTLER TOLEDO – consisting of an IND4x5 terminal and a PBA330 platform – combine extreme ruggedness with highest flexibility!

Verifiable and ready-verified quality – also for mobile use – these are the IND4x5 combi bench solutions of METTLER TOLEDO

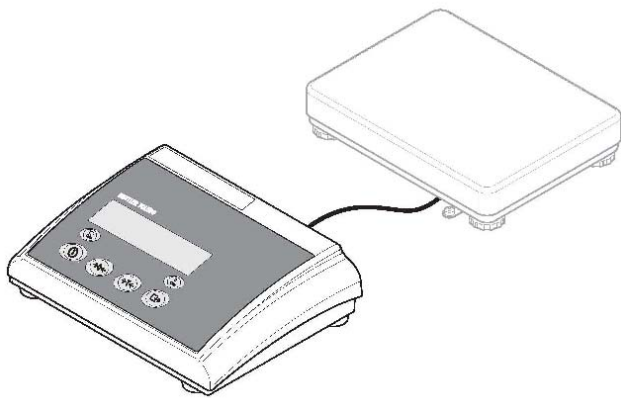
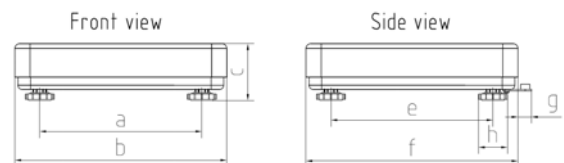
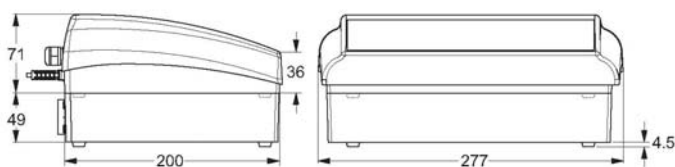


Illustration: IND425-A6

Dimensions IND4x5 – combi bench

(mm.)



model	a	b	c	d	e	f	g	h	Length of cable
	in mm								
PBA330-A...	175	240	62	80	235	300	22	42	1m
PBA330-BB...	235	300	66	86	335	400	22	42	2m
PBA330-B...	335	400	66	86	435	500	22	42	2,5m
PBA330-BC...	435	500	85	110	587	650	22	42	2,5m
PBA330-CC...	503	600	97	120	724	800	21	42	2,5m

Product description:

IND4x5 + PBA330-... ⇒ IND4x5 - ...

(e.g.: IND435 + PBA330-BC150 ⇒ IND435-BC150)

Enclosure / Environment

Material	Terminal: aluminum die cast Platform: powder coated steel with stainless steel load plate (1.4301)
Ambient temperature	-10° to +40°C for verification class III, OIML
Humidity	80% rel. to 31°C 50% rel. to 40°C
Level	- 2000m / NN indoors

Display / Units of weight

IND425; IND435; IND445	
Backlit, 7-digits 7-segment LC-Display	
Character height	16mm (IND425), 21mm (IND435, IND445)
Units of weight	g, kg, t, oz, lb
IND465	
Active dot matrix LC-Display (235x64 pixel)	
Character height	5 - 21mm (depending on application)
Units of weight	g, kg, t, oz, lb + 20 freely definable units (respectively 1500 within the article database)

Approvals / assessments

Weighing technology	OIML, class III
IP protection	IP65 (DIN 40050)*

*no explicit IP protection with built-in Ethernet interface!

Analogue weighing technology

Terminal	Terminal with integrated AD converter
Weighing platform	Analogue weighing platform with centrally placed SG load cell.
Excitation	8.2 V
Max. Resolution	2 x 3000e (OIML) (Terminal + platform) 300000d not verifiable, depending on model
Min. verification interval (approvable)	EN 61000-6-1 / 0.5 µV/e (3 V/m) EN 61000-6-2 / 1.3 µV/e (10 V/m)
Number of connectable platforms	IND425: none IND435, IND445, IND465: one

technical data analog 2nd scale connection**

Impedance	min. 80 Ohm
Excitation	8.2 V
Sensitivity	2 to 3 mV/V
Max. resolution	7500e (OIML) 300000d not verifiable
Min. verification interval (approvable)	EN 61000-6-1 / 0.5 µV/e (3 V/m) EN 61000-6-2 / 1.3 µV/e (10 V/m)

** Technical data of analog 2nd scale connection and technical data of A/D converter built-in in the indicator are equal!

Power supply	
Standard AC power supply	Direct connection to the mains (MAINS supply voltage fluctuations up to $\pm 10\%$ of the nominal voltage): <ul style="list-style-type: none"> 230 V, 50 Hz, 70 mA 240 V, 50 Hz, 70 mA 120 V, 60 Hz, 90 mA 100 V, 50/60 Hz, 90 mA
<i>Optional battery operation</i>	
Standard DC power supply	<ul style="list-style-type: none"> Connection via mains adapter: 90 – 264 V, 47 – 63 Hz, 300 mA Infeed on the unit: 24 V, 1.3 A
Operation time***	<ul style="list-style-type: none"> 9h typ. (continuous operation) 90h typ. ("Power off mode" on)
Charging time	6h (typ.)
Life time	1000 charge- / discharge cycles (typ.)
<i>Optional external 12 – 20VDC (-500mA) connection (IND425, IND435, IND445)</i>	
<i>Optional external 17 – 24VDC (-500mA) connection (IND465)</i>	

*** Reduction of operating time up to 8h because of built-in options and peripherals possible.

Models				
Models	capacity (kg)	readability (g)****	Dimensions of platform (mm)	Order #
IND425-A6	3 / 6	1 / 2	240x300x80	22013300
IND425-A15	6 / 15	2 / 5	240x300x80	22013301
IND425-BB35	15 / 35	5 / 10	300x400x86	22013302
IND425-BB60	30 / 60	10 / 20	300x400x86	22013378
IND425-B60	30 / 60	10 / 20	400x500x86	22013303
IND425-BC60	30 / 60	10 / 20	500x650x110	22013304
IND425-CC60	30 / 60	10 / 20	600x800x120	22013305
IND425-B150	60 / 150	20 / 50	400x500x86	22013306
IND425-BC150	60 / 150	20 / 50	500x650x110	22013307
IND425-CC150	60 / 150	20 / 50	600x800x120	22013308
IND425-BC300	150 / 300	50 / 100	500x650x110	22013309
IND425-CC300	150 / 300	50 / 100	600x800x120	22013310
IND425-CC600	300 / 600	100 / 200	600x800x120	22013311
IND435-A6	3 / 6	1 / 2	240x300x80	22013312
IND435-A15	6 / 15	2 / 5	240x300x80	22013313
IND435-BB35	15 / 35	5 / 10	300x400x86	22013314
IND435-BB60	30 / 60	10 / 20	300x400x86	22013379
IND435-B60	30 / 60	10 / 20	400x500x86	22013315
IND435-BC60	30 / 60	10 / 20	500x650x110	22013316
IND435-CC60	30 / 60	10 / 20	600x800x120	22013317
IND435-B150	60 / 150	20 / 50	400x500x86	22013318
IND435-BC150	60 / 150	20 / 50	500x650x110	22013319
IND435-CC150	60 / 150	20 / 50	600x800x120	22013320
IND435-BC300	150 / 300	50 / 100	500x650x110	22013321
IND435-CC300	150 / 300	50 / 100	600x800x120	22013322
IND435-CC600	300 / 600	100 / 200	600x800x120	22013323
IND445-A6	3 / 6	1 / 2	240x300x80	22013324
IND445-A15	6 / 15	2 / 5	240x300x80	22013325
IND445-BB35	15 / 35	5 / 10	300x400x86	22013326
IND445-BB60	30 / 60	10 / 20	300x400x86	22013380
IND445-B60	30 / 60	10 / 20	400x500x86	22013327
IND445-BC60	30 / 60	10 / 20	500x650x110	22013328
IND445-CC60	30 / 60	10 / 20	600x800x120	22013329
IND445-B150	60 / 150	20 / 50	400x500x86	22013330
IND445-BC150	60 / 150	20 / 50	500x650x110	22013331
IND445-CC150	60 / 150	20 / 50	600x800x120	22013332
IND445-BC300	150 / 300	50 / 100	500x650x110	22013333
IND445-CC300	150 / 300	50 / 100	600x800x120	22013334
IND445-CC600	300 / 600	100 / 200	600x800x120	22013335
IND465-A6	3 / 6	1 / 2	240x300x80	22013336
IND465-A15	6 / 15	2 / 5	240x300x80	22013337
IND465-BB35	15 / 35	5 / 10	300x400x86	22013338
IND465-BB60	30 / 60	10 / 20	300x400x86	22013381
IND465-B60	30 / 60	10 / 20	400x500x86	22013339
IND465-BC60	30 / 60	10 / 20	500x650x110	22013340

METTLER-TOLEDO (Albstadt) GmbH

IND465-CC60	30 / 60	10 / 20	600x800x120	22013341
IND465-B150	60 / 150	20 / 50	400x500x86	22013342
IND465-BC150	60 / 150	20 / 50	500x650x110	22013343
IND465-CC150	60 / 150	20 / 50	600x800x120	22013344
IND465-BC300	150 / 300	50 / 100	500x650x110	22013345
IND465-CC300	150 / 300	50 / 100	600x800x120	22013346
IND465-CC600	300 / 600	100 / 200	600x800x120	22013347

**** Readability also verified available as option; also various different not verifiable resolutions.

Interfaces	
<i>IND425; IND435; IND445</i>	
Standard	RS232
One additional interface as option	RS232
	RS422 / RS485
	Ethernet
	USB (Slave)
	Digital I/O (4 In / 4 Out)
	Analog 2 nd scale interface (not for IND425)
<i>IND465</i>	
Standard	3 RS232, 1 PS/2
Following interface combinations as option	RS232 + RS485 + RS232 + PS/2
	RS232 + Ethernet + RS232 + PS/2
	RS232 + Digital I/O + RS232 + PS/2
	RS232 + USB (Slave) + RS232 + PS/2
	RS232 + RS232 + Analog + PS/2
	RS232 + RS485 + Analog + PS/2
	RS232 + Ethernet + Analog + PS/2
	RS232 + Digital I/O + Analog + PS/2
	RS232 + USB (Slave) + Analog + PS/2

Accessory for IND425, IND435, IND445, IND465	
Protective cover PVC	21255045
Printer "Sprinter 1" Euro	21253399
Printer „Sprinter 1" UK	21253745
2 nd display RS-PD/PASM	21302875
2 nd display ADI412	22013978
2 nd display ADI412 (backlit)	22013977
Relay box 4	22011967
RS232 cable for relay box 4	21254225
RS232 cable for „Sprinter 1" (1.8m)	21253677
RS232 cable for 2 nd scale and ADI412 (1.8m)	21252588
RS232 cable for PC (1.8m)	00410024
Stand, 330mm for PBA330 (incl. wall mount)	22011469
Stand, 660mm for PBA330 (incl. wall mount)	22011470
Wall mount	22011471
Connection plate for PBA330, Size A, BB, B, BC	21252529
SICS Manual 4 Series (English)	22011459

Accessory for IND465	
Printer "Zebra LP 2844"	22009327
Printer „Zebra LP2824"	22009328
RS232 cable for „Zebra LP 2824/2844" (1.8m)	21252588
Labels for „Zebra LP 2844" (102x102mm, 380 labels)	22009329
Labels for „Zebra LP 2824" (57x102mm, 380 labels)	22009330
Relay box LC-I/O (available at MT-Log)	21202217
Mini Keyboard PS/2 (USA) (available at MT-Log)	21900944
Protective cover for mini keyboard (available at MT-Log)	21900945
Protective cover for mini keyboard (to be ordered at MT-Log)	21900945
PS/2 Barcode reader MT Heron-G D130 (to be ordered at MT-Log)	21901297
Smart Manager Software (full version)	22009973

Here, you will find additional information...					
	German	English	French	Spanish	Italian
Data brief IND4x5	22013688	22013689	22013690	22013691	22013692
Data sheet 4 Series	22013400	22013401	22013402	22013403	22013404
Data sheet PBA330	44099512	44099513	44099514	44099515	44099515