

Istruzioni per l'uso in breve

METTLER TOLEDO EL – Balance Education Line

Italiano

Kurzbedienungsanleitung

METTLER TOLEDO EL – Education-Wagenlinie

Deutsch

Pressione **breve** del tasto

Pressione **prolungata** del tasto, fino alla comparsa dell'indicazione

Esecuzione automatica

Taste **kurz** drücken

Taste **lange** drücken, bis die gewünschte Anzeige erscheint

automatischer Ablauf

Accensione

On

88888888

0.00 g

Spegnimento

Off

OFF

Pesata semplice

0.00 g

o 1182.03 g

125000 g

Calibrazione (Regolazione) interna

1/10d Cal

CAL int

Cal

CAL donE

0.00 g

Calibrazione (Regolazione) esterna

Cal

CAL

200000

Cal

Cal

Cal

Cal

CAL donE

0.00 g

Recall / richiamo ultimo valore misurato*

0.00 g

26.72 g

F

0.00 g

* 26.72 g

O/T

0.00 g

Pesata percentuale*

0.00 g

1207 g

F

SET 100%

Enter

100.00 %

Enter

10.160 %

Impostazione della tara

0.00 g

12101 g

O/T

0.00 g

95.97 g

-12101 g

Fattore libero Newton / passo di indicazione selezionabile*

17.89 g

F

F FRC P7

F

10000

F

10009

F

98026

F

5tEP=

F

001

F

002

F

005

F

175.35

* Queste funzioni devono essere attivate nel menu (capitolo 4.3.2)

Il istruzioni d'uso in italiano si possono scaricare nel Internet
www.mt.com/education-line



* P 1 1 7 8 0 8 5 9 *

Einschalten

On

88888888

0.00 g

Ausschalten

Off

OFF

Einfaches Wägen

0.00 g

o 1182.03 g

125000 g

Justieren (Kalibrieren) intern

1/10d Cal

CAL int

Cal

CAL donE

0.00 g

Justieren (Kalibrieren) extern

Cal

CAL

200000

Cal

Cal

Cal

Cal

CAL donE

0.00 g

Recall / Gewichtswert abrufen *

0.00 g

26.72 g

F

0.00 g

* 26.72 g

O/T

0.00 g

Prozentwägen*

0.00 g

1207 g

F

SET 100%

Enter

100.00 %

Enter

10.160 %

Tarieren

0.00 g

12101 g

O/T

0.00 g

95.97 g

-12101 g

Freier Newton Faktor / wählbarer Anzeigeschritt*

17.89 g

F

F FRC P7

F

10000

F

10009

F

98026

F

5tEP=

F

001

F

002

F

005

F

175.35

* Diese Funktionen müssen im Menu aktiviert sein (Kapitel 4.3.2)

Die Bedienungsanleitung in Deutsch können Sie unter www.mt.com/education-line aus dem Internet herunterladen.



Guide d'utilisation rapide

METTLER TOLEDO EL – Gamme de balances Education

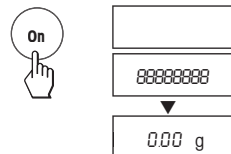
Français

Action brève

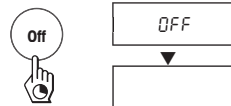
Action prolongée jusqu'à ce que l'affichage voulu apparaisse

Déroulement automatique

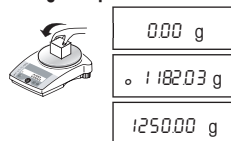
Mise en marche



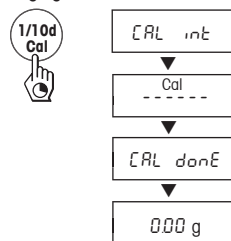
Arrêt



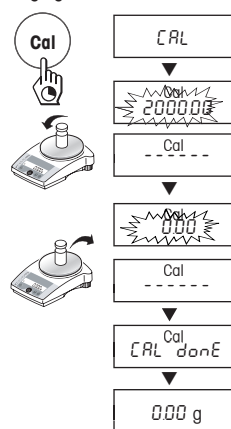
Pesage simple



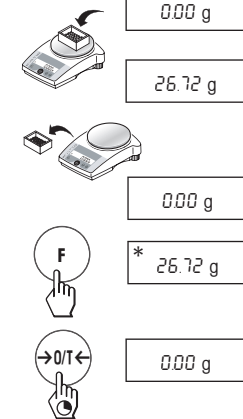
Réglage interne



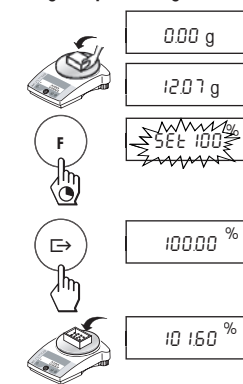
Réglage externe



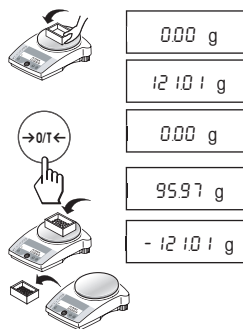
Recall / Rappel de la dernière valeur *



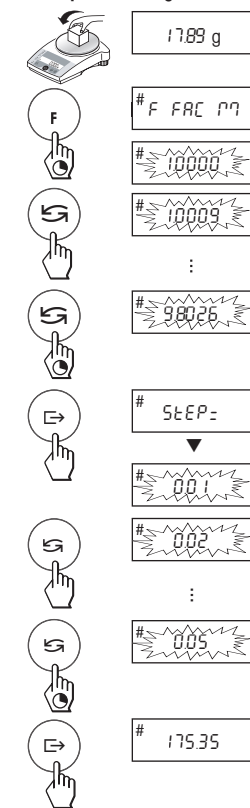
Pesage en pourcentage*



Tarer



Facteur Newton libre / un pas numérique d'affichage sélectionnés*



* Ces fonctions doivent préalablement être activées dans le menu (chapitre 4.3.2).

Téléchargez le mode d'emploi en français de l'internet à l'adresse www.mt.com/education-line.

Instrucciones de manejo resumidas

METTLER TOLEDO EL – Línea de balanzas Education

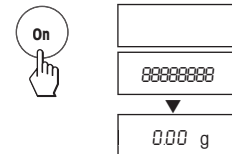
Español

Pulsar la tecla brevemente

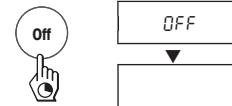
Mantener pulsada la tecla hasta que aparezca la indicación deseada

Ciclo automático

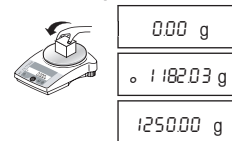
Conexión



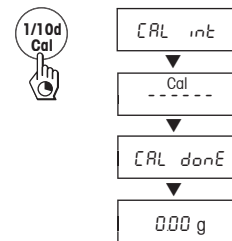
Desconexión



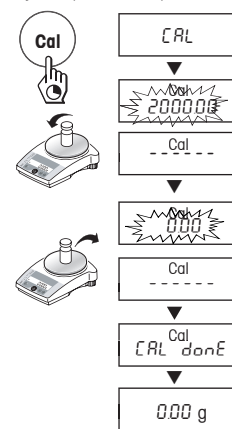
Pesada simple



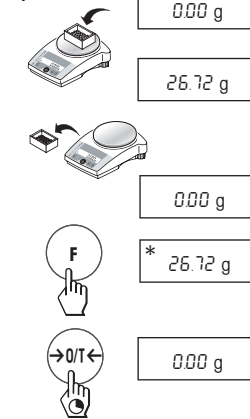
Ajuste (calibración) interna



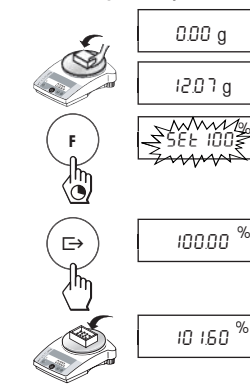
Ajuste (calibración) externa



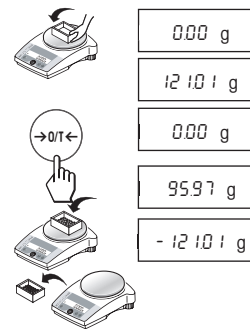
Recall / Consultar el valor ponderal*




Pesada en porcentaje*



Tarado



Factor libre Newton / Paso de indicador seleccionable*



* Estas funciones deben estar activadas en el menú (capítulo 4.3.2).

Las instrucciones de manejo en español se pueden descargar del Internet www.mt.com/education-line.