
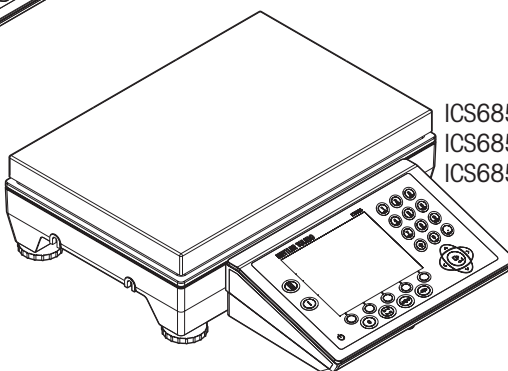


ICS685

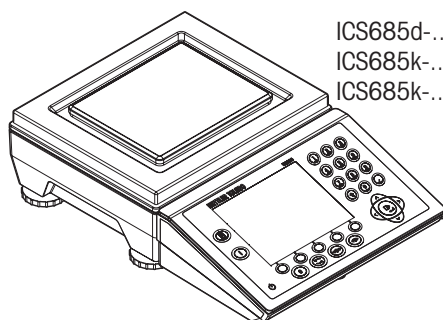
Weighing terminals Compact scales



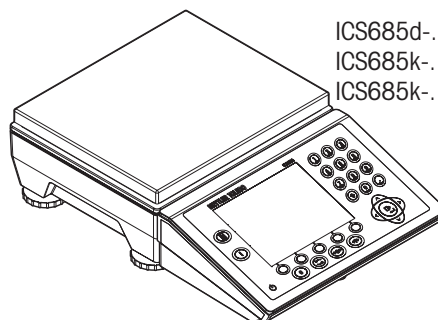
ICS685a
ICS685d



ICS685d-...LA/f
ICS685k-...LA/f
ICS685k-...LA/DR/f



ICS685d-...XS/f
ICS685k-...XS/f
ICS685k-...XS/DR/f



ICS685d-...SM/f
ICS685k-...SM/f
ICS685k-...SM/DR/f



METTLER TOLEDO Service

Congratulations on choosing the quality and precision of METTLER TOLEDO. Proper use according to these instructions and regular calibration and maintenance by our factory-trained service team ensure dependable and accurate operation to protect your investment. Contact us about a ServiceXXL agreement tailored to your needs and budget.

We invite you to register your product at

www.mt.com/productregistration

so we can contact you about enhancements, updates and important notifications concerning your METTLER TOLEDO product.

1 Documentation



In addition to this printed Quick Guide you are supplied a CD-ROM with the following contents:

- User manuals
- Data sheets
- Videos
- Brochures

2 Safety instructions



General

- ▲ Do not use the device in a hazardous environment. Special devices are available in our range of products for hazardous environments.
- ▲ The safety of the device cannot be ensured if it is not operated in accordance with these operating instructions.
- ▲ Only authorised personnel may open the device.



Devices with protection level IP65

Devices with protection level IP65 are dust-tight and protected from water jets according to EN 60529. They are suitable for use in dusty environment and brief contact with liquids.

- ▲ Ensure that the device is dried off again after coming into contact with liquid.
- ▲ Do not use the device in environments with a risk of corrosion.
- ▲ Do not flood the device or submerge it in liquid.



Devices with built-in power supply unit

- ▲ Ensure that the power socket outlet for the device is earthed and easily accessible, so that it can be de-energised rapidly in emergencies.
- ▲ Ensure that the supply voltage at the installation site lies within the range of 100 V to 240 V.
- ▲ Check the power cable regularly for damage. If it is damaged, immediately disconnect the device from the power supply unit.



Devices with built-in storage battery

- ▲ Only use storage batteries from the manufacturer.
- ▲ Do not use the battery charger in humid or dusty rooms or below 0 °C (32 °F) ambient temperature.
- ▲ After the storage battery has been charged, the cover cap of the charging socket at the device must be closed.



Compact scales

- ▲ Avoid falling loads, shock loads as well as impacts from the side.


3 Operation

The following illustrations are arranged in two columns:


- left side state of the scale or keystroke
- right side corresponding display

3.1 Switching on/off

Switching on

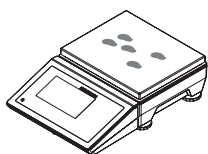


Switching off



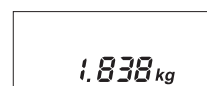


Press and hold the key until OFF is displayed.

3.2 Zeroing



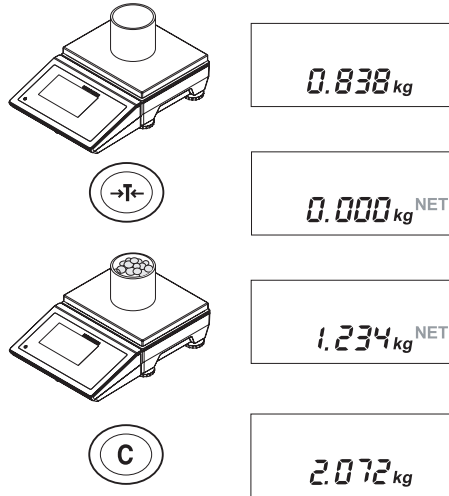
Zeroing corrects the influence of slight changes on the load plate or minor deviations from the zero point.

3.3 Straight weighing



3.4

Taring




When the scale is tared, the NET symbol is displayed.

When the tare is cleared, the gross weight is displayed.

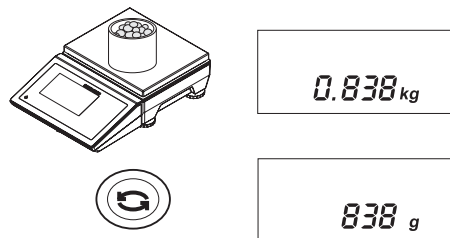
3.5

Printing or transferring data



3.6

Switching weight unit



4 Cleaning



Risk of electric shock

- ▲ Before cleaning, unplug the power plug in order to disconnect the terminal from the power supply.
 - ▲ Cover open connectors with protective caps.
-
- Clean the protective cover separately. The protective cover is dishwasher-safe.
 - Take off the load plate and remove any dirt and foreign substances which may have collected underneath. Do not use any hard objects to do so.
 - Do not disassemble the weighing device.
 - Remove any possibly remaining detergent by rinsing with clear water.
 - Observe all the existing regulations on cleaning intervals and permissible cleaning agents.

Cleaning of other weighing platforms than described in this user manual

- Make sure to observe the cleaning instructions for the connected weighing platform. The weighing platform may not be designed for the environments and cleaning procedures described above.

For more details on the recommended cleaning procedure and cleaning detergents refer to the User manual.

5 Disposal



In conformance with the European Directive 2002/96 EC on Waste Electrical and Electronic Equipment (WEEE), this device may not be disposed of with domestic waste. This also applies to countries outside the EU, according to their specific requirements.

Please dispose of this product in accordance with local regulations at the collecting point specified for electrical and electronic equipment.

If you have any questions, please contact the responsible authority or the distributor from which you purchased this device.

Should this device be passed on to other parties (for private or professional use), the content of this regulation must also be related.

Thank you for your contribution to environmental protection.

Documentation CD-ROM

**To protect your METTLER TOLEDO
product's future:**

METTLER TOLEDO Service XXL assures
the quality, measuring accuracy and
preservation of value of all METTLER
TOLEDO products for years to come.

Please send for full details about our
attractive terms of service.
Thank you.

www.mt.com/service

For more information

Mettler-Toledo (Albstadt) GmbH

D-72458 Albstadt
Tel. +49 7431-14 0
Fax +49 7431-14 232

Subject to technical changes
© 04/2012 Mettler-Toledo (Albstadt) GmbH
Printed in Germany
Order number 22023443A

