

# Weighing Terminals



## IND246/IND246 POWERCELL®

Basic Weighing

Animal Weighing

Checkweighing

Counting

Peak Weight Measurement

Vehicle Weighing



## Application Versatility

For General-Purpose Transaction Weighing

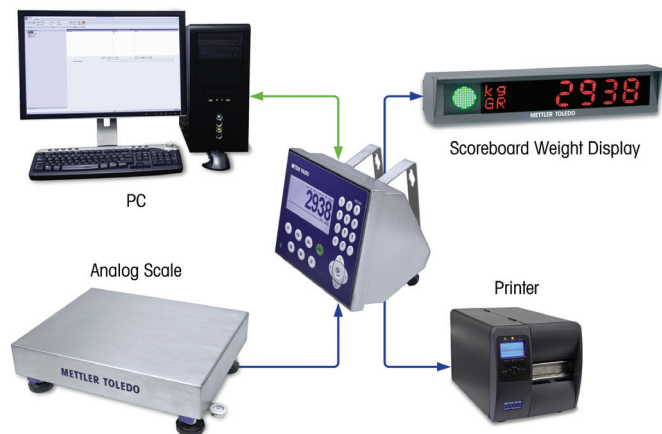
METTLER TOLEDO

# Increased Productivity Through Reduced Operator Training

- **Vivid transfective backlit graphic LCD, readable in varying light conditions**
- **Alphanumeric keypad for easy entry of tare and ID information**
- **User-enabled settings for automatic operation**
- **One-key switching between basic weighing and selected application**
- **Explicit operator prompting for error-free operation**
- **Battery-powered version available for analog scales**
- **AC versions available for analog and POWERCELL® digital scales**

## Connectivity

Two option slots permit the installation of a variety of interfaces. Use serial, USB or Ethernet connections to import IDs and tare information, or to exchange transaction data and ID files. The optional Digital I/O capability (analog only) supports control interface with external devices.



## Operator Utilities

The operator menu can be configured to give the operator access to functions such as time and date and contrast settings, viewing and re-setting the transaction counter, and viewing and clearing totals. Print templates include selectable fields and customizable text strings, and reports can be viewed and printed. Maintenance diagnostics and asset information round out the utilities' functionality.



## Data Management

The file transfer tool can exchange transaction data and log files (POWERCELL version only) with a network or a standalone PC/laptop.




## Portability

The analog version of the IND246 is available in a battery-powered version that gives the flexibility to place the terminal where it's needed, without creating a permanent installation. Purchase the external battery charger to keep the long-life NiMH battery ready for use.

# Standard Applications

## For Transactional Weighing



### Animal Weighing

Displays an averaged weight value over a user-defined sampling time period.

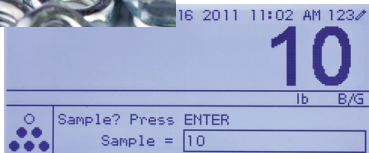
- Choose between averaged total weight for one or more animals, or averaged total and per-animal weight for multiple animals
- Continuous and multi-continuous outputs to remote displays
- Support for Auto-Start and Auto-Start Threshold
- Optional digital I/O to start transaction and annunciate transaction status



### Checkweighing

Compares displayed weight to a stored target weight, and indicates comparison status.

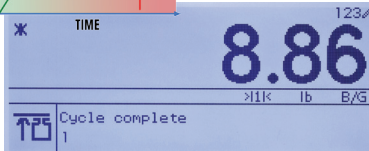
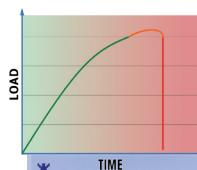
- Three-zone status – Under, OK and Over – with SmartTrac® graphical representation of status, configurable to one of two sizes
- Store up to 25 targets, using four easy target entry methods: Active, Quick Set, Target Table, and ID Recall
- Weight-hold timer and Totalization by ID
- Optional discrete outputs control external zone status annunciation



### Counting

Displays piece count, average piece weight, tare weight and the number of transactions, in both count-in and count-out modes. Variable sample size and average piece weight entry modes are supported.

- Tare-Sample and Sample-Tare counting sequences, with Average Piece Weight (APW) entry option
- ID table stores up to 99 unique piece identifiers, and supports totalization by ID
- Recall stored IDs from ID table or quick recall from counting display



### Peak Weight Measurement

Displays maximum weight reading for single or multiple weighing cycles.

- View and print the number of weighing cycles, with maximum, minimum and average peak weight values for multiple cycles
- Optional discrete I/O to start cycle, support remote display of status, and to control external equipment



### Vehicle Weighing

Temporary (two-pass) and Permanent ID (one-pass) modes of operation.

- Up to 100 Permanent IDs, and 100 auto- or operator-assigned Temporary IDs, for use in weighing transactions
- Optional entry of payload data such as company name, commodity information, etc.
- Storage for data from up to 4,000 completed transaction
- Totalization of Permanent ID transactions



# IND246/IND246 POWERCELL

## Technical Data

<b>Dimensions (WxHxD)</b>	Without bracket: 230 x 146 x 165 mm / 9" x 5.75" x 6.5" With bracket: 230 x 165 x 195 / 9" x 6.5" x 7.7"	
<b>Construction</b>	Stainless Steel	
<b>Power</b>	AC: 100 - 240 VAC Battery: Removable, externally charged. 1 load cell - 25 hours; 4 load cells - 20 hours. External charger optional	
<b>Operating Environment</b>	-10°C to +40°C (14°F to 104°F), 0% to 95% relative humidity, non-condensing	
<b>Mounting</b>	Fixed bracket included (analog version only)	
<b>Protection</b>	IP66	
<b>Display</b>	Transflective backlit graphic LCD, 240 x 96 pixels Weight display: Standard mode 1.1" / 27 mm high Application mode 0.8" / 20 mm high	
<b>Scale Interface</b>	Analog load cell or POWERCELL PDX/GDD digital load cells. (GDD load cells are not available in all markets.)	
<b>Units of Measure</b>	g, kg, lb, oz, t, ton	
<b>Load Cells</b>	AC, analog: Up to 10 350 Ω load cells, 10V Excitation AC, POWERCELL: Up to 12 PDX® or GDD™ load cells Battery, analog: Up to 4 350 Ω load cells, 5V Excitation	
<b>Keypad</b>	8 function keys, 4 navigation keys, 12-key alphanumeric keypad, On/Off button	
<b>Memory</b>	Battery-backed internal	
<b>Communication Options</b>	Standard	COM1 RS-232, isolated
	Option Slot 1	COM2 RS-232/485, isolated
		COM2 + D I/O RS-232/485, isolated + 2 inputs and 4 outputs (analog version only)
		USB Device type*
		USB + D I/O Device type* + 2 inputs and 4 outputs (analog version only)
		* For connection to PC only
	Option Slot 2	Ethernet TCP/IP 10/100 Base-T
<b>Approvals</b>	Weights & Measures	OIML: Class III 6000e, Class IIII 1000e, R76/2006-NL1-11.12 Europe: Class III 6000e, Class IIII 1000e, TC7918 USA: NTEP III, IIII – 10,000d/2x5000d; CoC 11-040; Canada: III, IIIHD - n max 10,000/20,000; AM-5819
	Product Safety	UL, cUL, CE



[www.mt.com/IND246](http://www.mt.com/IND246)

For more information

### Mettler-Toledo, LLC

1900 Polaris Parkway  
Columbus, Ohio 43240  
TEL: (800) 523-5123  
(614) 438-4511  
FAX: (614) 438-4900

IN03530.E.04 A4  
Subject to technical changes  
©08/2014 Mettler-Toledo, LLC