

Floor Scales



PFA574 – PFA575 – PFA579

- Rugged
- Reliable
- Multi-faceted
- Flexible



Multi-Purpose Platforms

For use in Industry

METTLER TOLEDO

At home in all segments!

These floor scales always offer the right solution.

- Attractive basic range
- For virtually all fields of application
- Single range – multi-range – multi-interval
- Options and accessories offer flexibility



Portfolio

PFA574 – painted – mild steel

PFA575 – galvanised

PFA579 – stainless steel

Operating range

- Wet or dry
- Safe area
- Explosion hazard area

Weighing range

300 – 3000kg

Verifiable resolution

**Single-range, Multi-range
Multi-interval**

Options/accessories

- Analog/digital interface
- Different resolution
- Length of the connection cable can be selected
- Smooth or tread surfaces
- Ramp lanes
- Installation frame
- Pit mounting frame
- Checkered, smooth or ground surface
- AISI304/V2A or AISI316/V4A material selection

Appealing design – Diversity through options and accessories

5 standard and 3 free dimension designs with weighing ranges from 300 – 3000 kg offer a convenient selection for your specific field of application. Numerous product options and a broad range of accessories allow these floor scales to be individually extended and configured.

Together with a suitable terminal, this then offers you an individual weighing system perfectly tuned to your requirements.

You decide the operating range

With its smooth, painted surface, the PFA574 is extremely well-suited for use in a dry environment.

Are moisture and dampness present at the installation site? Is IP protection a priority? And are you therefore looking for a reliable and cost-effective device? Then the PFA575, with its robust zinc surface for basic corrosion protection, is the model for you. Do you process aggressive or heavily corrosive substances? Is your weighing platform to be used in hygienically sensitive areas? Are intensive cleaning and optimum corrosion resistance key factors for you? Then the PFA579 floor scale is the best choice. It is manufactured

entirely from rustproof/acidproof stainless steel and unites high-grade materials with stainless steel load cells and the latest manufacturing technology to create an outstanding product.

Single-range, multi-range, multi-gradation

Every model in this range of floor scales offers the optimum resolution for all weighing processes. The standard platforms are equipped with a verifiable resolution of 1 x 3000e. Upon request, however, 1 x 6000e Single-range; 2 x 3000e Multirange, Multi-interval or 3 x 3000e Multi-range are also available. For non-verifiable use, these floor scales can be used with up to 30,000d of resolution thanks to the powerful A/D converter.

Digital scale interface – nothing could be easier!

In addition to the analog data interface, you can also benefit from the advantages of digital weighing systems (IDNet). Because the platforms are ready for use once they are connected: plug'n weigh! The digital technology of the powerful A/D converter guarantees the direct and stable transfer of precise measurement values at all times, even during under utilization of the cells.

Non-slip, smooth or ground – as you wish

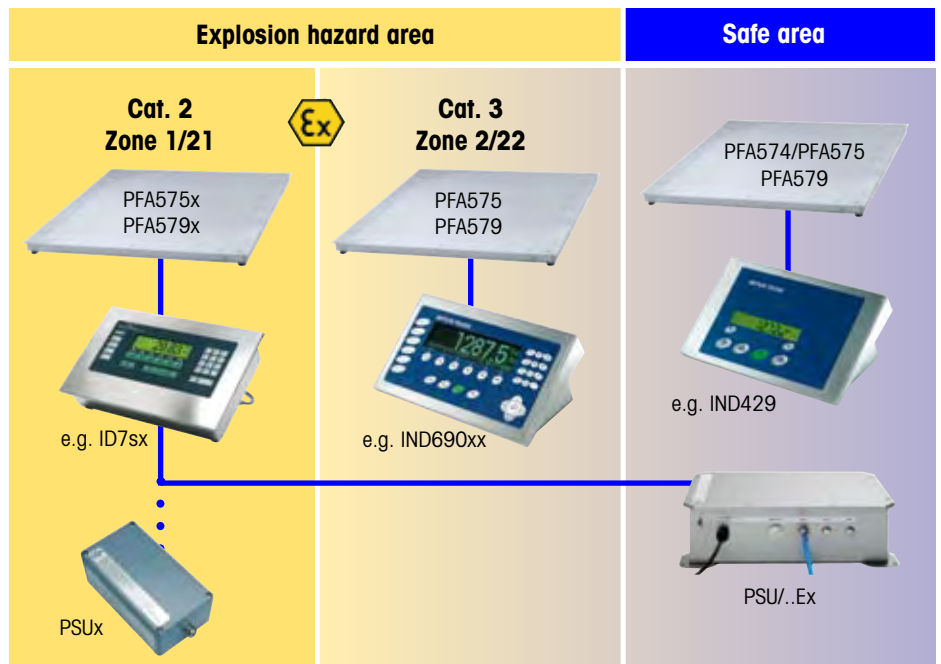
Both the weighing platforms and the ramps are available with a smooth (standard) or checkered (optional) surface. And they are of course coated, galvanized or made of rustproof/acidproof stainless steel. It's your choice. The load plate on PFA574 weighing platforms is welded in position. The load plates on the PFA575 and PFA579 models are screwed on and can be selected with various surface properties (e.g. sand blasted or ground) and materials (galvanized, rustproof/acidproof stainless steel). So you can expect the greatest possible flexibility.

A well-rounded assortment

Further accessories, such as installation frames, corner mountings for floor installation, pit installation frames and ramps round off the offer.

Customer-specific balances

If you do not find a suitable solution for your specific application despite the diverse offering, contact our sales division. Together, we will find the right solution for your needs.



Order your platform by dimensions


Tell us your specific dimensions and we will build you a platform based on those dimensions. The dimensions may range from 700x400 to 2000x1500mm.

Model	Standard sizes (mm)	Maximum load (kg)
DS	1000 x 1000	300 / 600 / 1500
D	1250 x 1000	300 / 600 / 1500 / 3000
E	1500 x 1250	300 / 600 / 1500 / 3000
ES	1500 x 1500	300 / 600 / 1500 / 3000
G	2000 x 1500	300 / 600 / 1500 / 3000
Free size		
FL	700 x 400 – 1000 x 1000	300 / 600 / 1500
FM	1000 x 1000 – 1500 x 1500	300 / 600 / 1500 / 3000
FH	1500 x 1500 – 2000 x 1500	300 / 600 / 1500 / 3000

Characteristics – Options	PFA574	PFA575 (x)	PFA579 (x)
Load plate mounting	welded	screwed	screwed
Load plate surface			
Smooth	Standard	Standard	Standard
Fluted	•	•	•
Ground	–	–	•
Load plate material			
Painted	•	–	–
Hot dip galvanised	–	•	–
Stainless steel AISI304/316	–	• / –	• / •
Versions			
Load frame on setting feet	Standard	Standard	Standard
Load frame + installation frame	•	•	•
Readability			
1 x 3000e	Standard	Standard	Standard
2 x 3000e MR	•	•	•
2 x 3000e MI	•	•	•
1 x 6000e	•	•	•
3 x 3000e MR	• ¹⁾	• ¹⁾	• ¹⁾
Interface			
Analog	Standard	Standard	Standard
Digital (IDNet)	•	•	•
Connection cables			
5 m	Standard	Standard	Standard
10 m	•	•	•
20 m ²⁾	•	•	•
Protection level	IP65	IP68	IP68
Hazardous area			
Zone 2/22	–	PFA575	PFA579
Zone 1/21	–	PFA575x	PFA579x

¹⁾ 300kg/3 x 3000 eMR is not possible, 600kg/3 x 3000 eMR up to 1250 x 1000mm only;
²⁾ not available for PFA575x/PFA579x

Crucial details



■ **The adjustable feet** with their specially developed shape ensure optimum force transmission to the load cell. This compensates for slight twisting during installation, any unevenness in the floor or any contamination.

■ **The measuring cells** are equipped with overload protection, which improves the longevity of the platform and guarantees ruggedness and reliability.

■ **The level indicator** simplifies floor installation for calibratable applications. It is not necessary to fix it to the floor.

■ **The electronics package** of the platform is readily accessible from above for servicing. This makes costly disassembly of the platform unnecessary. The measuring cell cables are laid in the frame, which protects them from any possible damage.

■ **The mechanicals** of the floor scales are designed to handle several times the weighing capacity. Any sagging of the design is thereby reduced to a minimum, which has a positive effect on repeatability, hysteresis and linearity. Robot-assisted production guarantees a maximum degree of accuracy and always ensures the same quality.

■ **The ramp lanes** are inserted into the corner plates or into the installation frame and can be removed for cleaning using the built-in handles.



Standard configurations		PFA574/575/579			
Maximum load	kg	300	600	1500	3000
e1/Max1	kg	0,1/300	0,2/600	0,5/1500	1/3000
Minimum load	kg	2	4	10	20
Zero setting area	kg	± 6	± 12	± 30	± 60
Zero setting range	kg	-6...+54	-12...+108	-30...+270	-60...+540
Tare range (subtractive)	kg	0 to maximum load			
Max. pre-load	kg	400	1400 ¹⁾	2500 ²⁾	1200
Measuring principle / max. capacity stat.					
Centric	kg	3500	3500	4500/3500 ³⁾	4500/3500 ³⁾
Side	kg	2300	2300	3000/2300 ³⁾	3000/2300 ³⁾
Corner	kg	1150	1150	1500/1150 ³⁾	1500/1150 ³⁾
Weighing accuracy					
Repeatability (s)					
1x3000e, 2x3000e MR	kg	0.04	0.06	0.15	0.3
1x6000e SR, 2x3000e MI, 3x3000e MR	kg	0.02	0.03	0.07	0.15
Linearity (typ.) +/-					
1x3000e, 2x3000e MR	kg	0.05	0.1	0.2	0.4
1x6000e SR, 2x3000e MI, 3x3000e MR	kg	0.03	0.05	0.1	0.2
Corners (1/3 Max. load) (typ.) +/-					
1x3000e, 2x3000e MR	kg	0.07	0.14	0.35	0.7
1x6000e SR, 2x3000e MI, 3x3000e MR	kg	0.04	0.07	0.14	0.4

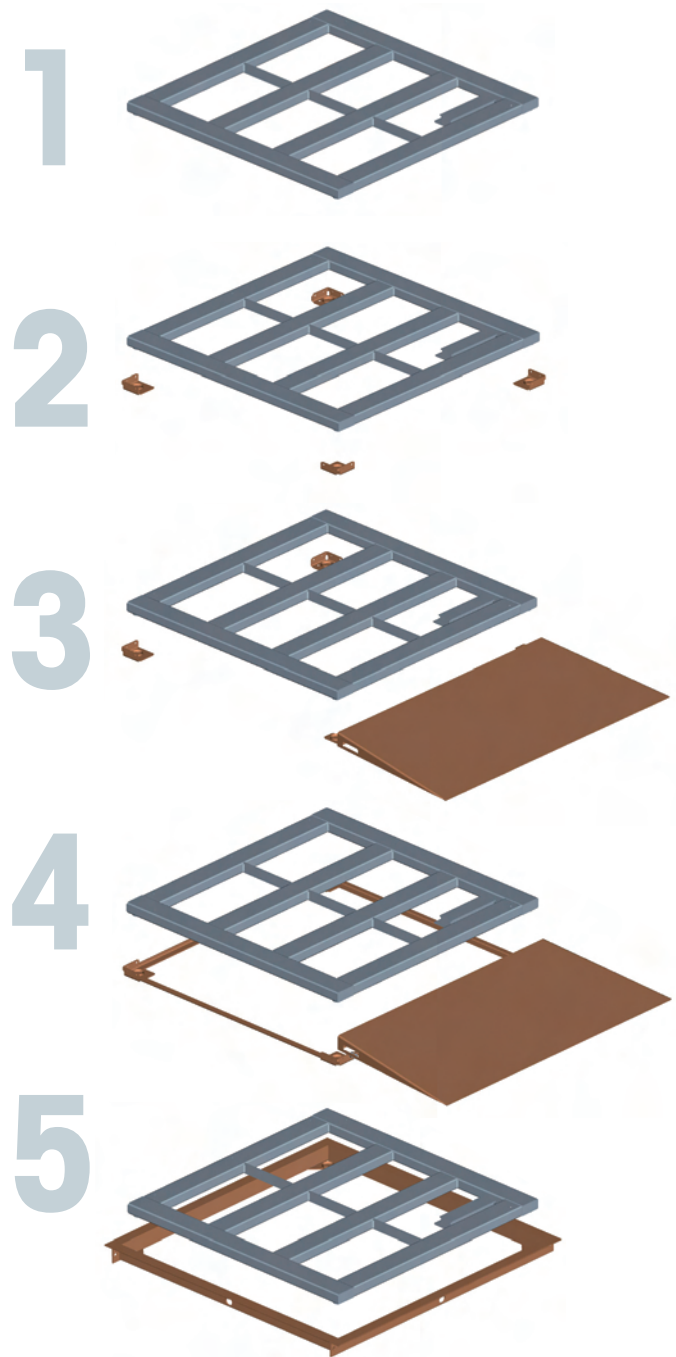
¹⁾ at 3x3000e MR the pre-load is reduced to 120 kg; ²⁾ at 3x3000e MR the pre-load is reduced to 500 kg; ³⁾ for PFA57.. G/FH All PFA57 floor scales correspond to OIML verification class III, permitted for a temperature range of -10 to +40°C.

Quick and easy: Installation

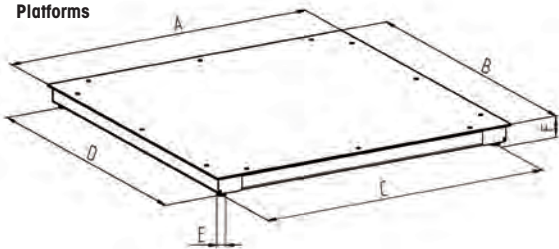
Due to the low overall height of just 80 mm*, the floor scales in this range are ideally suited to floor installation with ramps and pit installation.

There are various solutions for floor installation:

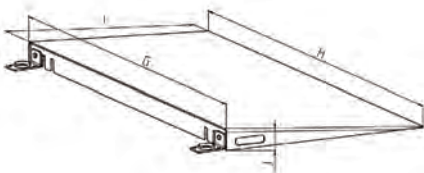
- 1 Place the platform directly onto the floor. Anti-slip rubber disks on the setting feet prevent the platform sliding. The preassembled level indicator means it is not necessary to fix the unit to the floor for calibrated operation.
- 2 Or you can secure the platform using the corner plates on the floor or in an existing pit. In this way, the platform is protected from longitudinal or lateral forces.
- 3 The platform is held in place with the aid of the ramp fastening bracket. A pluggable version of the ramps is possible with additional corner plates.
- 4 The installation frame offers the simplest and easiest floor installation: Secure the installation frame using dowels, then insert the platform. Align it and you are finished. The ramp lanes can be attached directly.
- 5 For a **pit installation**: A hot dip galvanised or stainless steel pre-installed pit frame is available to you. Encase the pit frame in cement, then insert the platform. Align it and you are finished. The installation time is reduced to a minimum.



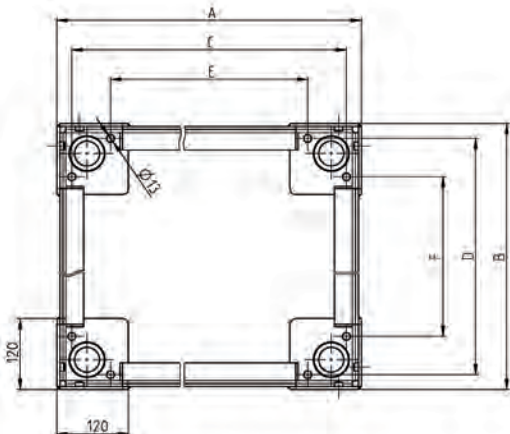
Platforms



Ramp lanes



Installation frame



* 80 mm for floor installation, 85 mm with corner plate, installation frame or ramp lane

Dimensions

Platforms	A	B	C	D	E	F
DS	1000	1000	899	899	∅ 40	80
D	1250	1000	1149	899	∅ 40	80
E	1500	1250	1399	1149	∅ 40	80
ES	1500	1500	1399	1399	∅ 40	80
G	2000	1500	1899	1399	∅ 40	80
FL	700-1000	400-1000	A -101	B -101	∅ 40	80
FM	700-1500	400-1500	A -101	B -101	∅ 40	80
FH	1500-2000	400-1500	A -101	B -101	∅ 40	80
Ramp lanes	G	H	I	J		
Ramp 1000	1000	1150	830	85		
Ramp 1250	1250	1400	830	85		
Ramp 1500	1500	1650	830	85		
Ramp to 1000	400-1000	G +150	830	85		
Ramp to 1500	1000-1500	G +150	830	85		
Installation frame	A	B	C	D	E	F
DS	1000	1000	950	950	820	820
D	1250	1000	1200	950	1070	820
E	1500	1250	1450	1200	1320	1070
ES	1500	1500	1450	1450	1320	1320
G	2000	1500	1950	1450	1820	1320
FL	700-1000	400-1000	A -50	B -50	A -180	B -180
FM	700-1500	400-1500	A -50	B -50	A -180	B -180
FH	1500-2000	400-1500	A -50	B -50	A -180	B -180

(all dimensions in mm)

Accessories PFA574

Ramp, painted black, smooth surface

Width 1000mm	22016719
Width 1250mm	22016720
Width 1500mm	22016721
Ramp F, Width < 1000mm	22016722
Ramp F, Width > 1000mm	22016723
Option pattern surface	
painted black	22016724

Installation frame, painted black

Size DS	22016649
Size D	22016650
Size E	22016651
Size ES	22016652
Size G	22016653
Size FL	22016654
Size FM	22016655
Size FH	22016656

Accessories PFA575/PFA579

Ramp, hot dip galvanised, smooth surface for PFA575(x)

Width 1000mm	22016725
Width 1250mm	22016726
Width 1500mm	22016727
Ramp F, Width < 1000mm	22016728
Ramp F, Width > 1000mm	22016729
Opt. pattern surface, hot dip galvan.	22016730

Ramp, stainless steel AISI304 / V2A, smooth surface, for PFA575 / PFA579(x)

Width 1000mm	22016731
Width 1250mm	22016732
Width 1500mm	22016733
Ramp F, Width < 1000mm	22016734
Ramp F, Width > 1000mm	22016735
Opt. pattern surface, stainless steel	22016736
Option, ground surface	22019491

Ramp, stainless steel AISI316 / V4A, smooth surface, for PFA579(x)

Width 1000mm	22019481
Width 1250mm	22019482
Width 1500mm	22019483
Ramp F, Width < 1000mm	22019484
Ramp F, Width > 1000mm	22019485
Opt. pattern surface, stainless steel	22019448
Option, ground surface	22019491

Installation frame, hot dip galvanised for PFA575

Size DS	22016677
Size D	22016678
Size E	22016679
Size ES	22016680
Size G	22016681
Size FL	22016682
Size FM	22016683
Size FH	22016684

Installation frame, stainless steel AISI304 / V2A, for PFA575(x) / PFA579(x)

Size DS	22019457
Size D	22019458
Size E	22019459
Size ES	22019460
Size G	22019461
Size FL	22019462
Size FM	22019463
Size FH	22019464

Installation frame, stainless steel AISI316 / V4A, suitable for PFA579(x)

Size DS	22019465
Size D	22019466
Size E	22019467
Size ES	22019468
Size G	22019469
Size FL	22019470
Size FM	22019471
Size FH	22019472

Pit frame, hot dip galvanised, completely installed, suitable for PFA574/PFA575(x)

Size DS	22016685
Size D	22016686
Size E	22016687
Size ES	22016688
Size G	22016689
Size FL	22016690
Size FM	22016691
Size FH	22016692

Pit frame, stainless steel AISI304 / V2A, completely installed, suitable for PFA575(x) / PFA579(x)

Size DS	22016693
Size D	22016694
Size E	22016695
Size ES	22016696
Size G	22016697
Size FL	22016698
Size FM	22016699
Size FH	22016700

Pit frame, stainless steel AISI316 / V4A, completely installed, suitable for PFA579(x)

Size DS	22019473
Size D	22019474
Size E	22019475
Size ES	22019476
Size G	22019477
Size FL	22019478
Size FM	22019479
Size FH	22019480

Corner plates, set consisting of 2 pieces

Painted	22016701
Hot dip galvanised	22016702
Stainless steel AISI304 / V2A	22016703
Stainless steel AISI316 / V4A	22019492

IDNet accessories



Connection cable extension, 10 m long, plug-gable at both ends, for remote positioning of the IDNet terminal 00504134



Connector set, for continuous extension of the connecting cable to 100 m, with two terminal boxes. Box at terminal end with connecting cable 2.5 m long 00504133



Special cable from the spool, in combination with the connector set for continuous extension of the connecting cable for IDNet-Terminals. 00504177

www.mt.com

Please visit for more information

Mettler-Toledo AG

CH-8606 Greifensee
Tel. +41 44 944 22 11
Fax +41 44 944 30 60

Subject to technical changes
© 09/2008 Mettler-Toledo AG
Printed in Germany 22015839