


PS Scales for Shipping and Mailing Perfect for Parcels and Letters




Rugged Design

With a heavy Duty metal base and stainless steel platter, the PS Scales provides years of trouble-free use. Shock and impact resistant up to 3x rated capacity. The PS Scale will stand up to rough handling of your heaviest packages.



Legal-for-Trade Accuracy

Advanced load-cell technology and sophisticated electronics ensure PS Scales provide the precision, accuracy and long-term stability required for commercial applications. During set up, the patented GeoCal feature compensates the sensitive factory calibration for local gravitational differences, providing the best accuracy without the cost of re-calibrating the scale.



Simple Operation

PS Scales are simple to set up and easy to use. No complicated programming is required to connect them to your shipping software. A large display and 2-button control panel is simple and intuitive.



Multiple Options

PS Scales come in a range of sizes and capacities to fit your application and budget. A selection of roller and ball top platters provide better work flow to ease stress and increase worker efficiency. Remote display accessories make it easy for customers and operators to see displayed weight in any setting.



USB or Serial

PS60 Shipping Scale The Industry Standard

Go into any Retail Mail and Parcel Center and you'll likely find a PS60 Scale. One of the most popular shipping scales in the world, its renowned performance and reliability make it the preferred choice of carriers for their Customer Care Programs. Designed to work flawlessly with UPS WorldShip®, FedEx Ship Manager®, DHL EasyShip® and other shipping and manifesting software, it is an ideal choice for parcel and shipping stores, retail counters, mail rooms and shipping departments. Each PS Scales features simple plug and play connectivity, a large, bright display with remote capability and NTEP approved legal-for-trade accuracy. A complete range of models and accessories provides the exact configuration for your shipping or mailing application. Hundreds of thousands of customers attest to the superior performance and reliability of the PS Shipping Scale.

The global parcel carriers rely on METTLER TOLEDO PS Shipping scales. Shouldn't you?

METTLER TOLEDO

PS Series Shipping and Mailing Scales The Industry Standard

Product Features


- Cast aluminum and welded structural steel bases and sub-platters provide exceptional durability and protect against damage from static and dynamic overloads
- Plug-and-play connectivity with carrier shipping and manifesting software
- NTEP, Measurement Canada, and EC/OIML approved accuracy and stability required for legal-for-trade commercial applications
- GeoCal™ auto-compensation for local gravity effects avoids initial calibration with test weights
- Large easy to read display with adjustable mounting bracket for base or remote use
- Low-profile adjustable feet and bubble indicator ensure level set-up for accurate weighing
- Adjustable filter settings reduce environmental vibration noise for rapid settling and quick measurements
- Broad range of operating temperatures allows use on the coldest shipping docks
- PS6L, PS3L and a version of the PS15 are high resolution, auto-ranging scales approved as weight classifiers (units displayed in pounds and ounces) required for USPS rating

	Letter & Parcel		Parcel				
	Provides high resolution required for shipping via USPS & Parcel Carriers		Superb reliability for retail stores, mail rooms and shipping departments sending packages via Parcel Carriers or Truck Lines				
	PS3L	PS6L	PS15	PS30	PS60	PS90 (150 lb)	PS90 (300 lb)
Capacity	70 lb 30 kg	150 lb (lb only)	30 lb 15 kg	70 lb 30 kg	150 lb 60 kg	150 lb 90 kg	300 lb 150 kg
Readability	0–7 lb × 0.1 oz 7–70 lb × 0.2 oz	0–10 lb × 0.1 oz 10–70 lb × 0.2 oz 70–149 lb × 0.5 oz	0.01 lb 0.005 kg	0.5 lb 0.02 kg	0.05 lb 0.02 kg	0.05 lb 0.02 kg	0.1 lb 0.05 kg
	0–15 kg × 0.005 kg 15–30 kg × 0.01 kg	0–5 lb × 0.005 lb 5–25 lb × 0.05 lb 25–150 lb × 0.1 lb	0–3 kg × 0.001 kg 3–15 kg × 0.005 kg				
Platter Construction	ABS Plastic Stainless Steel	ABS Plastic Stainless Steel Ball Top	ABS Plastic Stainless Steel	ABS Plastic Stainless Steel	ABS Plastic Stainless Steel Ball Top	Stainless Steel Ball Top Roller Top	Stainless Steel Ball Top Roller Top
Dimensions (Flat top)	11.8 × 13.8 in 29.8 × 34.8 cm	11.8 × 13.8 in 29.8 × 34.8 cm	10.6 × 11.5 in 26.9 × 29.2 cm	11.8 × 13.8 in 29.8 × 34.8 cm	11.8 × 13.8 in 29.8 × 34.8 cm	16.0 × 20.0 in 40.6 × 50.8 cm	16.0 × 20.0 in 40.6 × 50.8 cm
PC Connection*	USB RS-232	USB RS-232	USB RS-232	USB RS-232	USB RS-232	USB RS-232	USB RS-232
Approvals	NTEP / UL	NTEP / UL	EC / OIML NTEP / UL	NTEP / UL	EC / OIML / NTEP Measurement Canada / UL	NTEP / UL Measurement Canada	NTEP / UL Measurement Canada

* All scales includes 6ft (1.8m) USB cable and 10 ft (3m) RS232 cable



Components and Accessories



Mettler Toledo, LLC
1900 Polaris Parkway
Columbus, OH 43240
Tel. 1-866-339-3538

Legal – For – Trade Applications:
Please comply with all local Weights
and Measurements sealing requirements
before putting scales into service.

Subject to technical changes
© 03/2012 Mettler-Toledo AG
Doc #: PS-DB1-0609