

Weighing Solutions



Weighing Solutions

Easy

Secure

Fast



One Click™ Standard Preparation

Powered by LabX

METTLER TOLEDO

One Click™ Standard Preparation

Easy and Secure




In less than four minutes you can easily prepare accurate standard and sample solutions, fully labeled and traceable, with comprehensive SOP user guidance and your results printed in a personalized report.



Traditional Way
15:00 min.

The traditional process

Preparing a standard solution is a critical procedure in many laboratories that must be done with care and precision. Ensuring correctness is time consuming but is vital when so much further work depends upon the accuracy of your solution.

Weighing	Calculations	Documentation
		
<p>Did you weigh the correct amount?</p> <p>Has any of your chemical been lost in transfer?</p>	<p>Have you made any calculation mistakes?</p> <p>Did you copy the figures correctly?</p>	<p>Have you recorded everything?</p> <p>Is the flask labeled appropriately?</p>
<p>▶ Tricky procedure</p>	<p>▶ Error prone</p>	<p>▶ Takes time</p>





New Way

3:30 min.

One Click™ Standard Preparation – Powered by LabX

Simply start the method with the One Click™ shortcut on the balance touchscreen. LabX guides you step-by-step through the SOP on the balance, performs your calculations automatically, and takes care of saving all your data. The complete solution can be tailored to match your process requirements.

1



One Click™ Start

Enter the desired concentration.

Required weight of substance is calculated automatically.

2



Weigh

ErgoClip for direct dosing into flask.

SmartTrac™ guide helps to weigh the correct amount.

3



Result Calculation

Concentration calculated automatically.

Green screen indicates result is within specified tolerances.

4




Label

A flask label is printed automatically.

All information is included – even the expiry date.

5



Documentation

Everything is automatically recorded.

Customized reports can be printed at any time.

Experience One Click™ Weighing



A Customer's view

One of our principal customers in the USA sums up some key benefits:

"LabX made weighing different classes of material more efficient, resulted in improved documentation, and allowed electronic integration of weights and sample IDs with other software systems within the lab."

Frank, Beta Testing Customer



See for Yourself

Watch research student Thalia preparing a 10 mmol/l NaCl Standard ($\pm 10\%$ tolerance) in a 100 ml volumetric flask. Experience how quick and easy it is to prepare a standard solution with LabX.
www.mt.com/one-click-weighing

Title	Description	Part No.
XP205 Analytical Balance*	Capacity: 220 g, Readability: 0.01 mg, MinWeight (USP): 21 mg Color touchscreen, hands-free operation, LevelControl	11106024
LabX Software** (Express Edition)	Connect one instrument with the option to connect more. Inbuilt Method Library, Graphical Method Editor, Report Editor	11153120
ErgoClip Flask*	Dedicated volumetric flask holder (20–100 ml)	11106764
Label Printer*	Citizen CLP 631	11141820
	Volumetric flask labels (easily removable)	11141822

* Choose from a range of balances and accessories according to your process requirements. E.g. for UHPLC analyses, the XP56 Balance is ideal for reducing the quantities of valuable materials used.

** LabX can be integrated with commercial HPLC software programs.

www.mt.com/one-click-weighing

For more information



Mettler-Toledo AG

Laboratory & Weighing Technologies
 CH-8606 Greifensee, Switzerland
 Phone +41 44 944 22 11
 Fax +41 44 944 30 60

Subject to technical changes
 © 01/2010 Mettler-Toledo AG
 Printed in Switzerland
 Global MarCom Switzerland 11796547

GWP®

Good Weighing Practice™

The global weighing guideline GWP® reduces risks associated with your weighing processes and helps you to

- choose the appropriate balance
- reduce costs by optimizing testing procedures
- comply with the most common regulatory requirements